



# 2024-2025 Fact Book

Office of Institutional Research & Effectiveness

## Contents

About St. Thomas University.....	2
About the President.....	2
STU’s Strategic Vision and Strategic Plan.....	3
STU’s Top 10 Facts .....	4
Fall Enrollment .....	5
Fall Enrollment by Student Demographics .....	6
Fall Enrollment by Country, State, Florida County Residency .....	7
Fall Full-time Equivalent (FTE) Enrollment – IPEDS Methodology.....	8
Financial Aid .....	9
Student Success: Retention and Graduation Rates .....	10
Degree Completions by Academic Year .....	11
Certificate Completions by Academic Year.....	12
Religious Denomination.....	13
Program Enrollment by Fall Semester .....	14
Program Completions by Academic Year.....	17

### Important notes about the data:

- All enrollment data are from St. Thomas University’s Fall Census date of October 15.
  - Dual enrollment students are identified in their own category and are not included with undergraduate student figures.
  - Except for FTE data, Graduate (non-doctoral level graduate programs) and Doctoral students are included in their own categories.
  - Law student data includes all graduate students enrolled in the College of Law.
- Completion data are based on the number of degrees or certificates awarded per academic year, from Fall through Summer.
- Financial aid data are for first-time, full-time undergraduate students.
- This document was last updated in March, 2025.

The St. Thomas University Fact Book is compiled by the Office of Institutional Research & Effectiveness.  
For questions, contact Eric Godin, Ph.D., Vice President of Strategic Planning & Effectiveness.

## About St. Thomas University

---

St. Thomas University (STU) is a private, nonprofit, Catholic university in Miami Gardens, Florida. STU prepares students to be ethical leaders in every area of their lives—professionally, personally, and spiritually. The University has a long Catholic tradition of academic excellence, embracing new concepts and technologies, and carrying out impressive programs of research over a wide variety of disciplines. The University traces its roots to the Universidad de Santo Tomas de Villanueva, founded in 1946 in Havana, Cuba, by American Augustinians with assistance from European Augustinians. When the Castro government expelled the Augustinians from Cuba in 1961, several of the American Augustinians came to Miami, where they founded Biscayne College that same year. The University came under the sponsorship of the Archdiocese of Miami in 1988, conferring upon St. Thomas the distinction of being the only Catholic Archdiocesan sponsored university in the State of Florida. St. Thomas University is one of only 8 diocesan-sponsored colleges in the United States. When University status was attained, the name of the institution was changed to St. Thomas University to reflect its Cuban heritage.

*Mission:* St. Thomas is a Catholic university with rich cultural and international diversity committed to the academic and professional success of its students who become ethical leaders in our global community.

## About the President

---

David A. Armstrong, J.D., is St. Thomas University's 10th President. Since taking the helm in August 2018, he has led the University to witness record enrollment, historic highs in fundraising, and the development of over 400,000 square feet of new facilities. The campus footprint has been expanded to include the Gus Machado College of Business, a 152-room residence hall, new and expanded athletics facilities, and a new Student Union and Dining Facility. In Fall 2025, a new residence hall will be completed, adding 545 beds, a bowling alley, and an additional dining venue.

Under his leadership, STU continues to be recognized as one of the nation's fastest-growing faith-based schools of higher education. St. Thomas University was ranked #1 by U.S. News and World Report in Social Mobility for regional universities in the South, which means STU takes students from the lowest financial strata and catapults them to a much higher financial strata in only 10 years. His commitment to the transformative power of education has led to six continuous years of record enrollment, and multiple new corporate partnerships.



<https://www.stu.edu/pursue-excellence/>

### STU's Strategic Vision

In February 2025, STU launched **Pursue Excellence**, a nine-year vision to become the Great Catholic University of the South. Pursue Excellence is divided into three 3-year strategic plan phases that will allow the university to re-evaluate itself every three years. The current strategic vision and the first 3-year strategic plan were approved by the Board of Trustees December 12, 2024.

### STU's Strategic Plan

The first phase, **Building to Excellence** during years 1-3 (2025-2027), focuses on establishing the foundation of excellence, with an emphasis on cultivating a student's ability to learn, ensuring that all students have a well-rounded and balanced education, developing the brand of STU to build strong partnerships, and ensuring offices/departments are utilizing best practices in their fields. The plan focuses on four pillars:

1. The first pillar is **Excellence in Intellectual Discovery** with a goal to enhance academic excellence and values-based ethical leadership within the Catholic intellectual tradition.
2. The second pillar is **Excellence in Student Experiences** with a goal to enhance the overall student experience by fostering a supportive, inclusive, and engaging campus environment that promotes academic success, vocational exploration, personal growth, and community involvement.
3. The third pillar is **Excellence in Strategic Partnerships** with a goal to establish St. Thomas University as the most sought-after private higher education partner in Florida.
4. The final pillar is **Excellence in Operational Management**, with a goal to excel in operational efficiency through exceptional employees, improving institutional processes, and forward-thinking planning.

### Future Strategic Plans

The second phase, **Focusing on Excellence** during years 4-6, focuses on the continued development and refinement of key institutional priorities that give STU a competitive advantage among other institutions. This second stage emphasizes the uniqueness of STU and the value it offers to students, employees, and the community.

Finally, the third phase, **Sustaining Excellence** during years 7-9, includes a reflection of the first two stages, with a focus on STU's 10-year accreditation reaffirmation in 2033. It includes an evaluation of the current state of higher education, lessons learned from the first two stages of the strategic vision, and prioritizing the final elements required for STU to be recognized as a Top 20 Catholic University in the country and to become the Great Catholic University of the South.



# STU'S TOP 10

## IN THE LAST SIX YEARS



We've achieved six straight years of record enrollment growth.



We've grown from an \$85 million to a \$214 million organization.



We've added 400,000+ square feet of new buildings and athletic spaces.



Our regional accreditation was reaffirmed until 2033.



We've set four consecutive annual fundraising records.



We've tripled the amount of on-campus housing.



We've increased our operating revenue by 54%.



We've sent a record number of teams to the NAIA playoffs and won our first team National Championship.



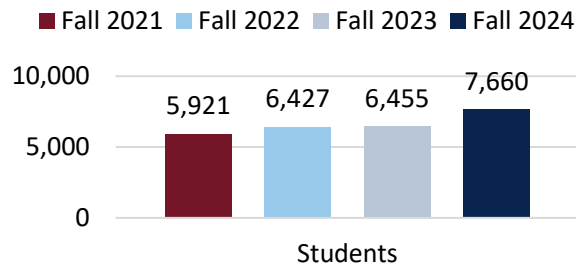
We've earned an STU record of 83% pass rate on the July 2024 Florida Bar Exam!



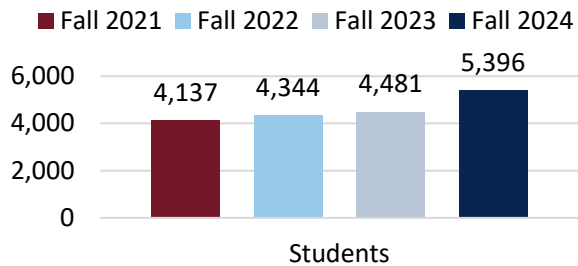
Our Mock Trial team won the prestigious Florida Bar Chester Bedell Competition for the third straight year.



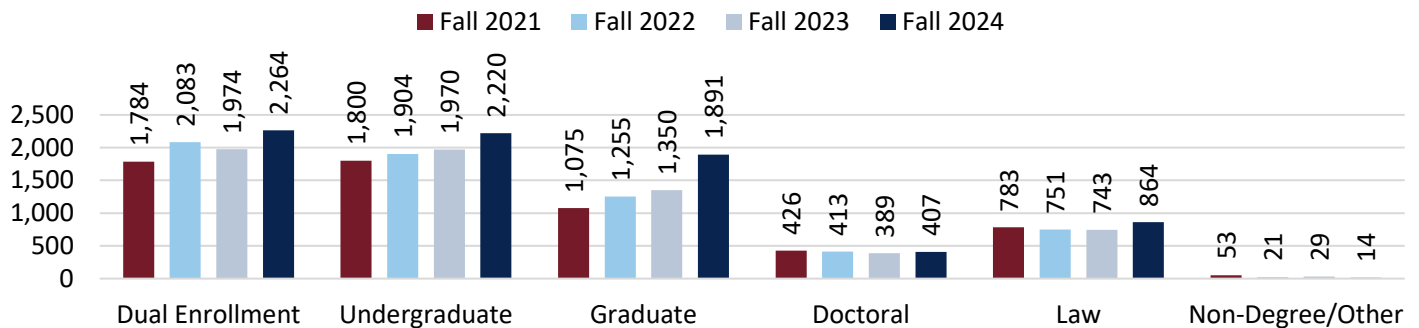
## Overall Enrollment Including Dual Enrollment



## Overall Enrollment Excluding Dual Enrollment

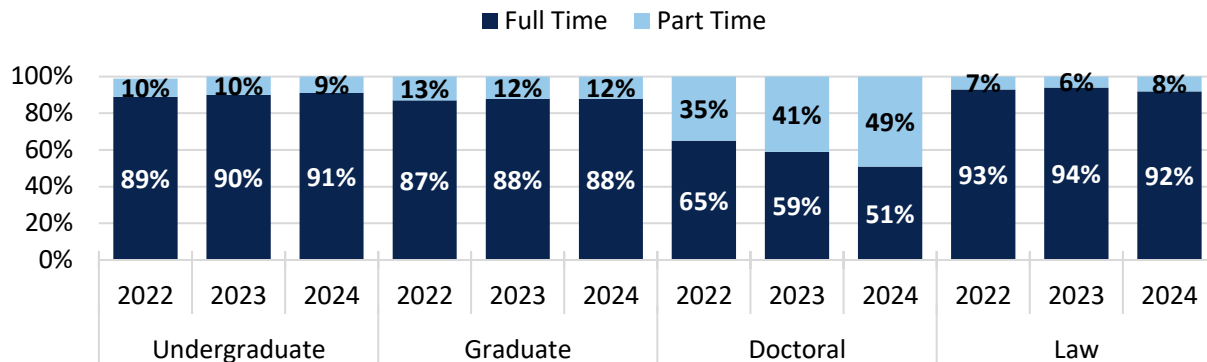


## Enrollment by Academic Level

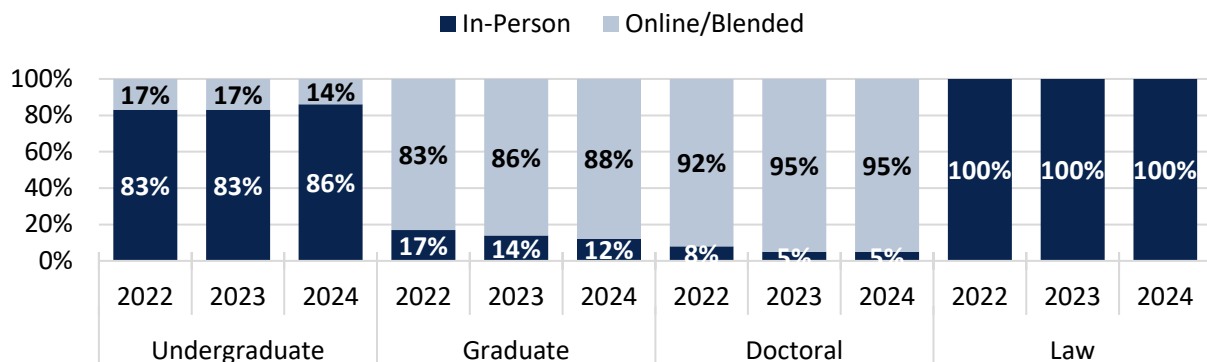


## Percent Enrollment by Academic Level and Intensity

Full time enrollment is 12-or- more credits for undergraduate students; 6-or-more credits for graduate, doctoral, and non-Juris Doctor law students; and 12-or-more credits for Juris Doctor law students.



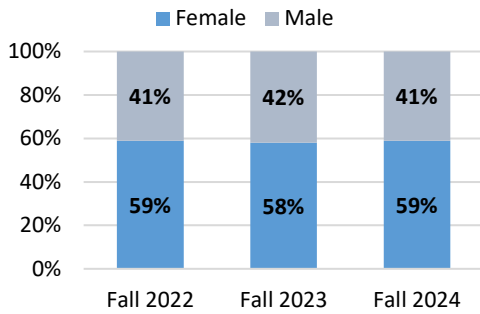
## Percent Enrollment by Academic Level and Location



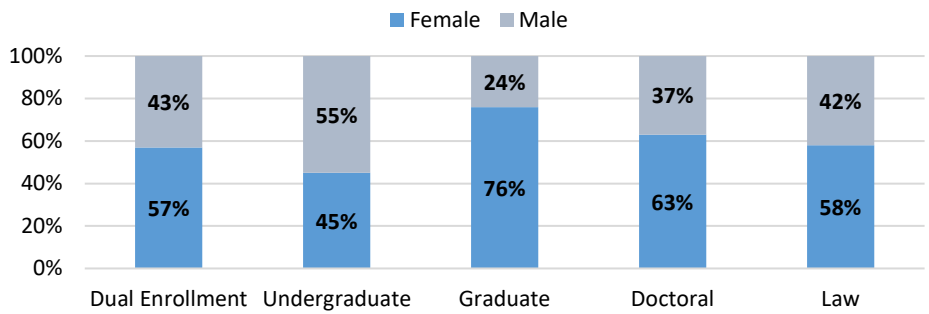
# Fall Enrollment by Student Demographics



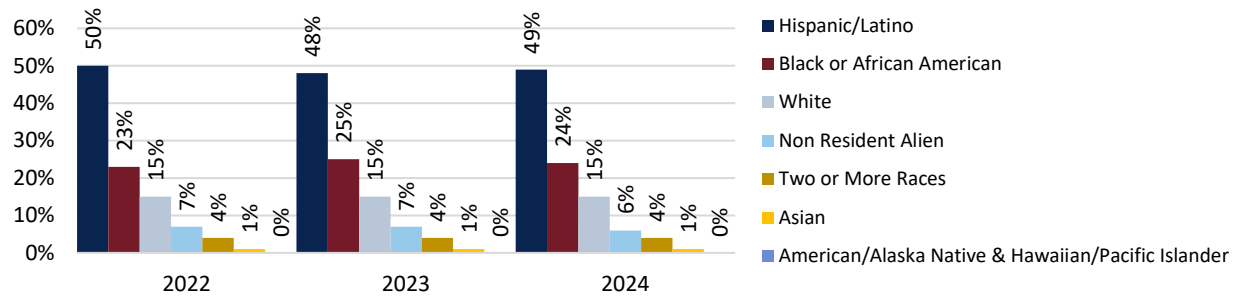
## Percent Enrollment by Gender



## Percent Enrollment by Gender and Academic Level (Fall 2024)

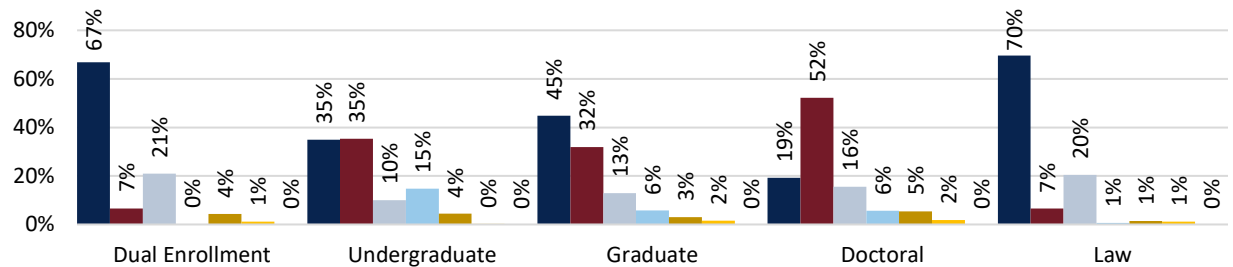


## Overall Percent Enrollment by Race/Ethnicity



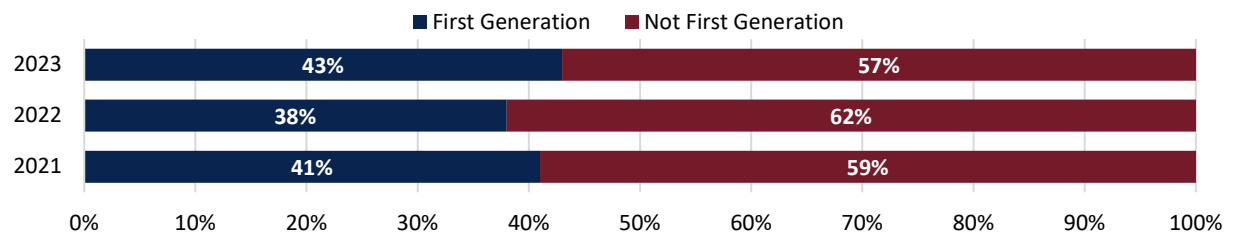
## Percent Enrollment by Race/Ethnicity and Academic Level (Fall 2024)

(Figure uses same legend as chart above)



## First Generation Status of First-Time in College Students

(Based on students who completed the Free Application for Federal Student Aid – FAFSA)



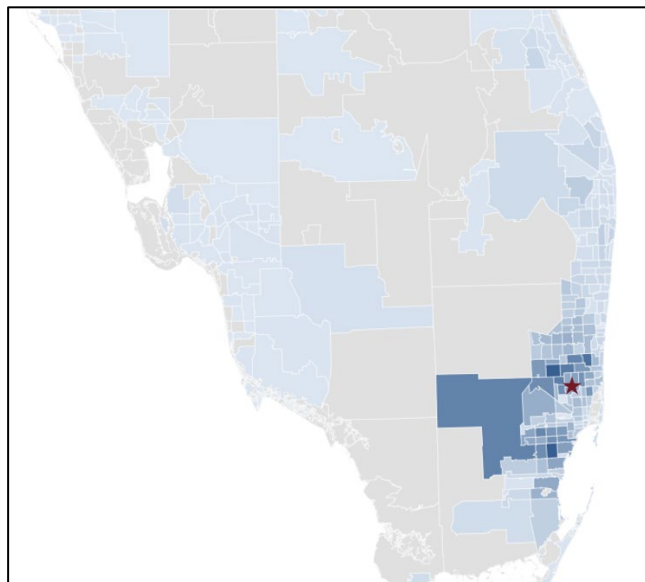
## Fall Enrollment by Country, State, Florida County Residency

In Fall 2024, STU students came from 88 countries (including the United States) and 43 US states or territories. Over ninety percent (92%) of Fall 2024 students were from Florida and 88% of Floridians were from three Florida counties: Miami Dade – 50%, Broward – 29%, and Palm Beach – 8%.

The table below highlights the top countries (excluding the United States) and states with the largest enrollment.

Country	Enrollment (#)	State	Enrollment (#)
Argentina	59	Florida	6,828
Haiti	58	Georgia	74
Brazil	42	Texas	55
Colombia	40	New York	46
Venezuela	38	California	29
Jamaica	38	New Jersey	25
Spain	33	Ohio	22
United Kingdom	26	South Carolina	16
Canada	25	Louisiana	16
Bahamas	21	Maryland	25
Mexico	21		

The image below is a heat map of the south Florida region by zip code. The darker the blue, the more enrolled students. The red star indicates the location of St. Thomas University.



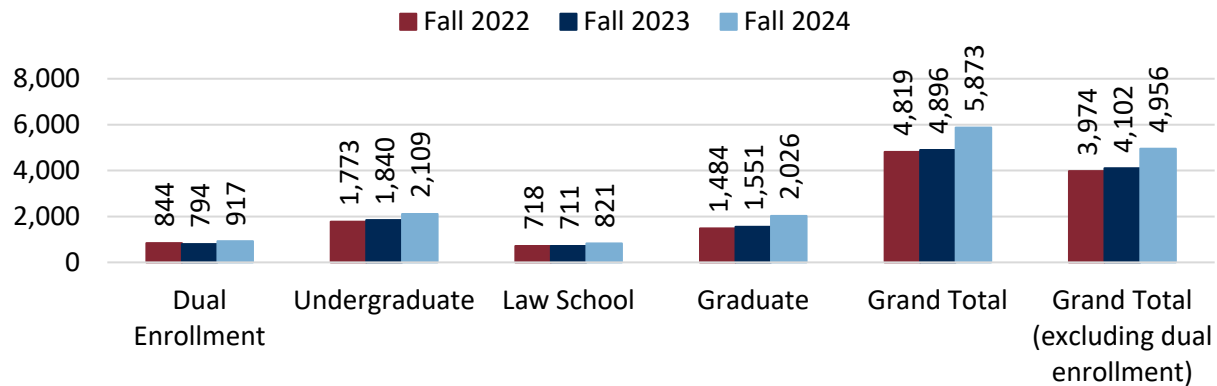


## Fall Full-time Equivalent (FTE) Enrollment – IPEDS Methodology



Fall FTE is based on IPEDS methodology for private, not-for-profit 4-year institutions:

- Undergraduate FTE = Full-Time Students + (Part-Time Students\*0.392857)
- Graduate FTE = Full-Time Students + (Part-Time Students\*0.382059)



### Full-time Equivalent (FTE) Enrollment – IPEDS Methodology

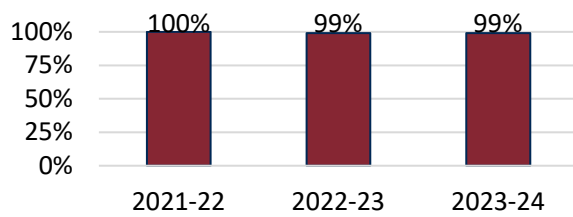
Level	Fall 2024 Headcount			Fall 2024 FTE
	Full-Time	Part-Time	Total	
Undergraduate	2030	201	2,231	2,109
Law School	793	74	867	821
Graduate	1858	440	2,298	2,026
Dual Enrollment	45	2219	2,264	917
Grand Total	4,726	2,934	7,660	5,873
Grand Total (excluding dual enrollment)	4,681	715	5,396	4,956

Level	Fall 2023 Headcount			Fall 2023 FTE
	Full-Time	Part-Time	Total	
Undergraduate	1759	205	1,964	1,840
Law School	694	45	739	711
Graduate	1429	319	1,748	1,551
Dual Enrollment	31	1943	1,974	794
Grand Total	3,913	2,512	6,425	4,896
Grand Total (excluding dual enrollment)	3,882	569	4,451	4,102

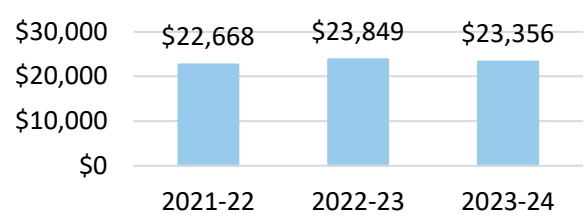
Level	Fall 2022 Headcount			Fall 2022 FTE
	Full-Time	Part-Time	Total	
Undergraduate	1691	208	1,899	1,773
Law School	698	52	750	718
Graduate	1366	308	1,674	1,484
Dual Enrollment	43	2040	2,083	844
Grand Total	3,798	2,608	6,406	4,819
Grand Total (excluding dual enrollment)	3,755	568	4,323	3,974

The charts below indicate the percent and average aid awarded for the academic year to *first-time, full-time students* who started in the Fall semester.

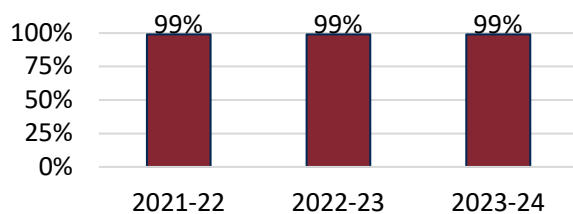
**Percent of Students Awarded Any Grant Aid**



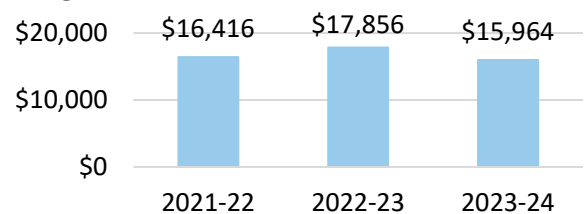
**Average Amount of Any Grant Aid Awarded**



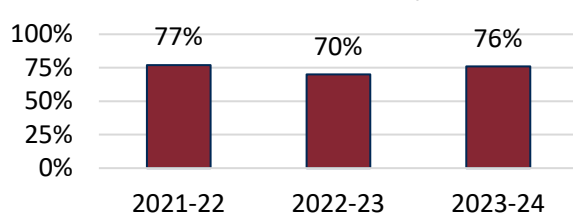
**Percent of Students Awarded Institutional Grant Aid**



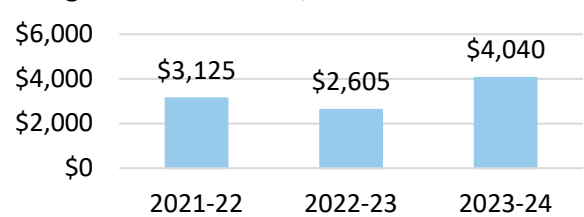
**Average Amount of Institutional Grant Aid Awarded**



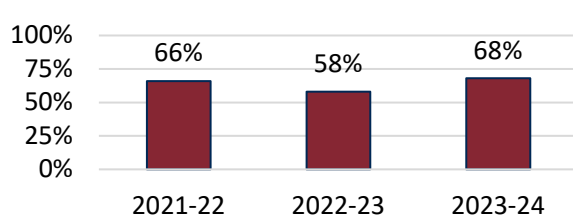
**Percent of Students Awarded State/Local Grant Aid**



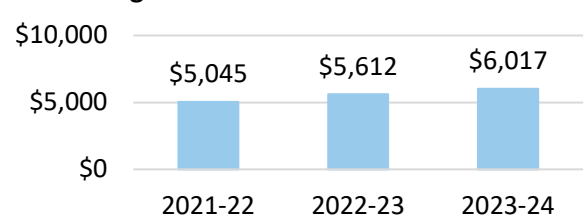
**Average Amount of State/Local Grant Aid Awarded**



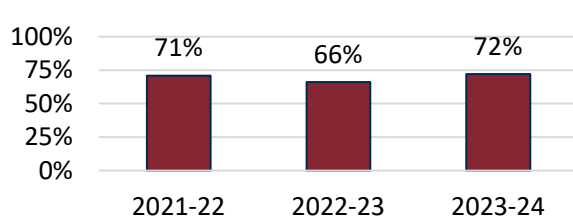
**Percent of Students Awarded Pell Grants**



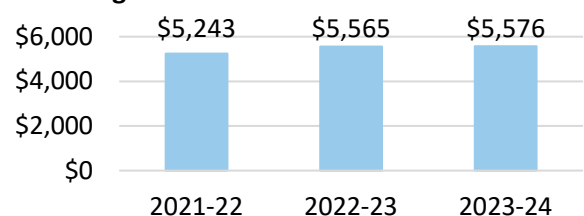
**Average Amount of Pell Grants Awarded**



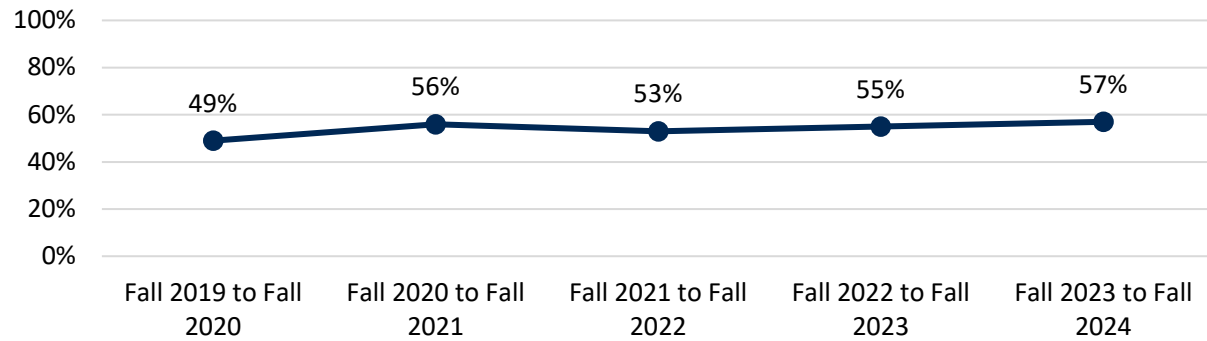
**Percent of Students Awarded Federal Loans**



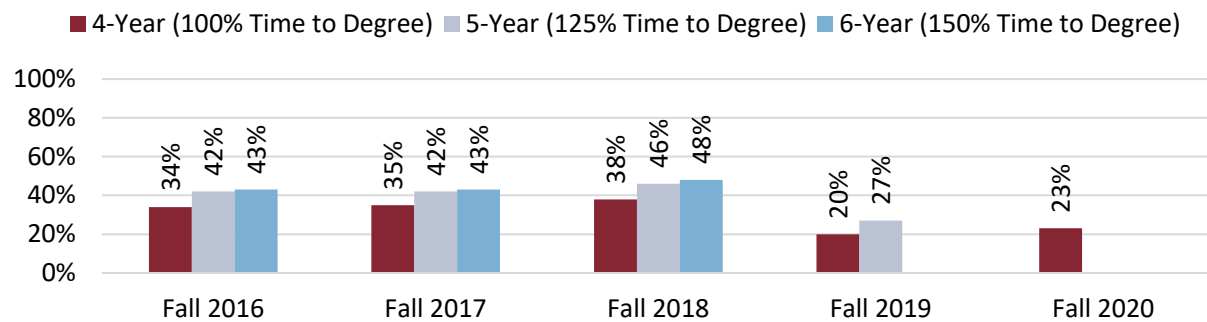
**Average Amount of Federal Loans Awarded**



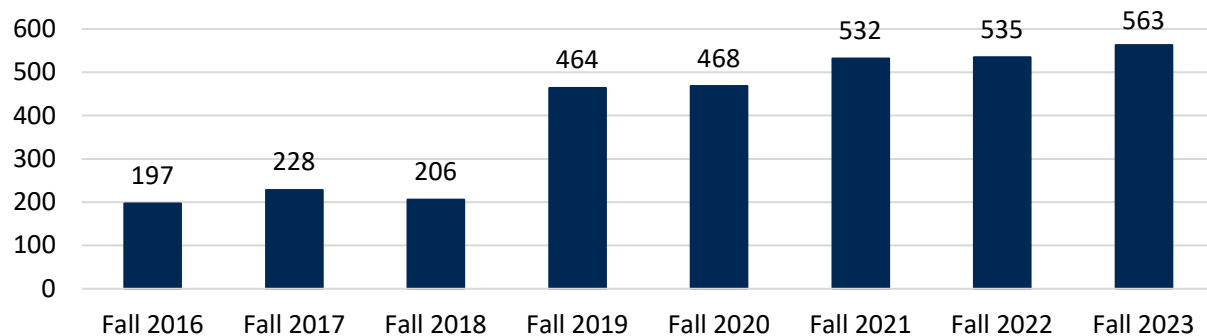
## First to Second Year Retention Rates for First-time, Full-time Students



## Graduation Rates for First-time, Full-time Students



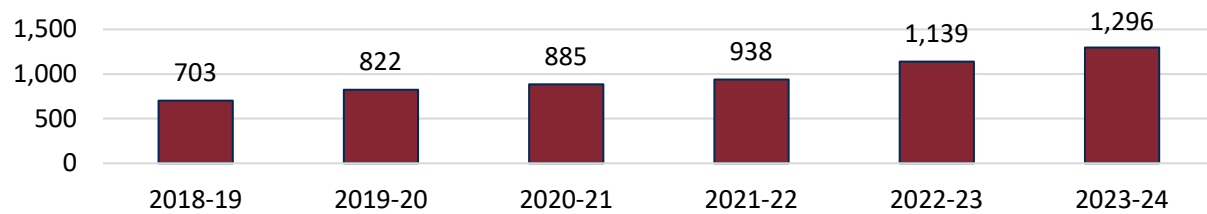
## Number of Students Included in the First-time, Full-time Cohort



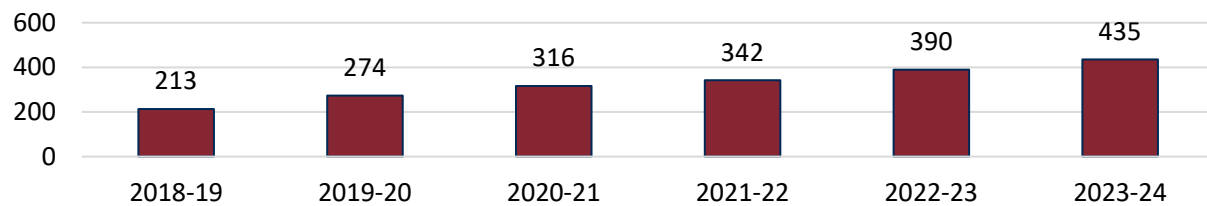
## Degree Completions by Academic Year



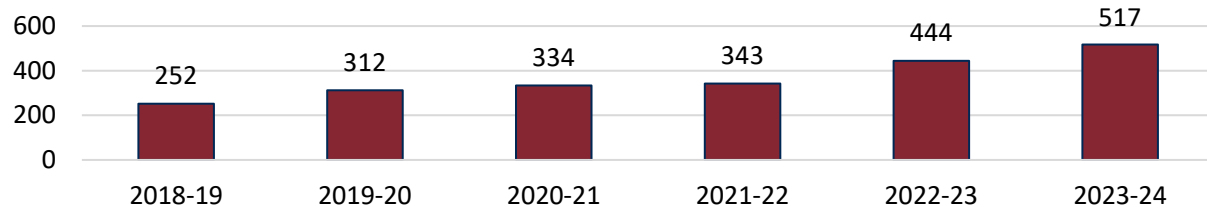
### Total Degree Completions



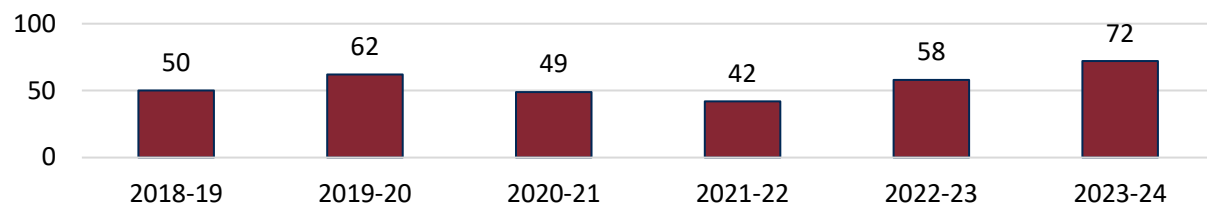
### Bachelor's Degrees



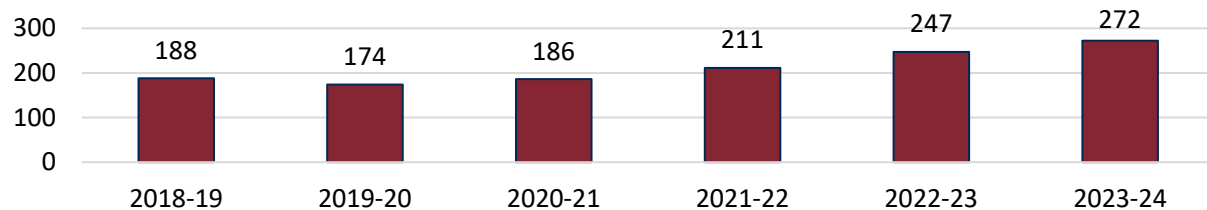
### Master's Degrees



### Doctoral Degrees



### Law Degrees (Masters and Doctoral)

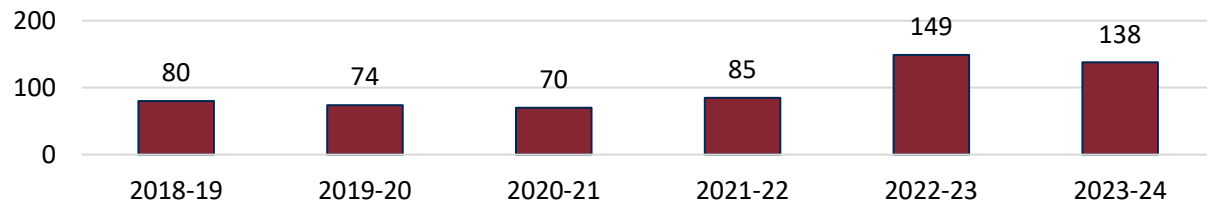




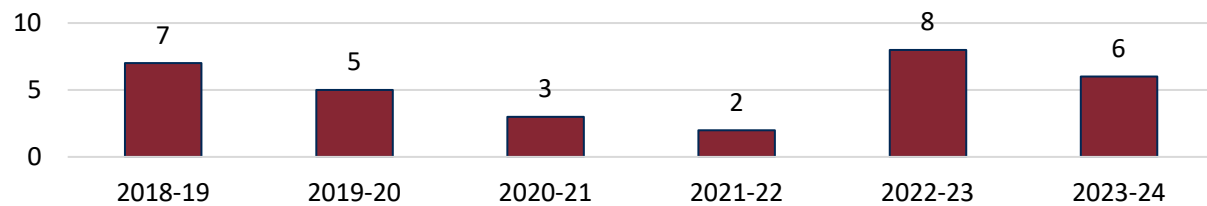
## Certificate Completions by Academic Year



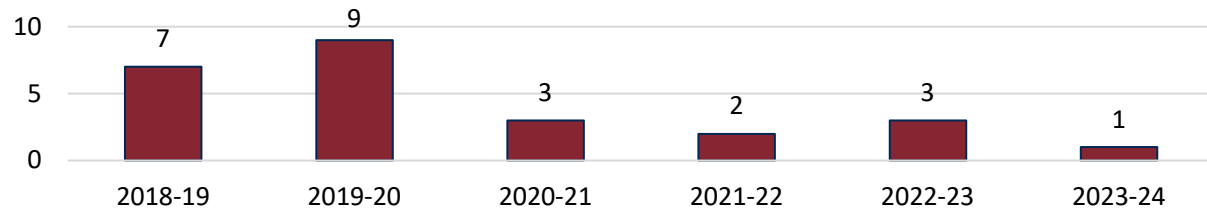
### Total Certificate Completions




### Undergraduate Certificates



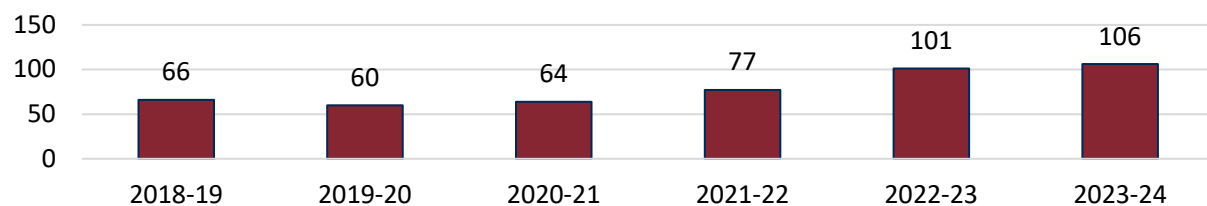
### Master's Certificates



### Post-Master's Certificates



### Law Certificates



Data from students whose religious denomination is known are reported below. The table includes students from all academic levels. Religious groups with fewer than 10 students are marked with a \* and data are suppressed for student privacy.

### Student Religious Denomination in Fall 2024

Religious Denomination	Number (#)	Percent (%)
Roman Catholic	671	43%
Christian	537	34%
Baptist	110	7%
No Religious Affiliation	109	7%
Other	51	3%
Seventh-Day Adventist	21	1%
Protestant	14	1%
Methodist	12	1%
Jewish	*	1%
Episcopalian	*	1%
Jehovah's Witness	*	0%
Greek Orthodox	*	0%
Hindu	*	0%
Church of Christ	*	0%
Presbyterian	*	0%
Islamic/Muslim	*	0%
Buddhist	*	0%
Greek Catholic	*	0%
Rastafarian	*	0%
Cheondoist	*	0%
Lutheran	*	0%
<b>Total</b>	<b>1,572</b>	<b>100%</b>

## Program Enrollment by Fall Semester



Degree/Certificate Programs	Fall 2020	Fall 2021	Fall 2022	Fall 2023	Fall 2024
<b>Undergraduate Degree</b>	<b>1,611</b>	<b>1,800</b>	<b>1,904</b>	<b>1,970</b>	<b>2,219</b>
BA-Business	34	40	45	34	142
BA-Communication & Media Studies	38	31	34	45	54
BA-Criminal Justice	142	163	165	136	149
BA-Economics		1			
BA-Elementary Education	16	14	14	17	14
BA-English	23	18	14	3	7
BA-Ethical Leadership		8	7	10	11
BA-Fashion Merchandising		15	24	32	52
BA-Liberal Studies	28	10	3		
BA-Natural Science	80	140	163	144	142
BA-Organizational Leadership	33	54	58	56	61
BA-Political Science	35	52	47	41	44
BA-Psychology	87	96	82	65	93
BA-Sports Administration	84	76	69	64	136
BA-Theology	3	4	3	4	5
BA-Undeclared	69	90	68	46	31
BBA-Accounting	38	33	35	38	45
BBA-Finance	41	67	62	61	96
BBA-International Business	47	50	62	75	67
BBA-Management	114	159	187	229	200
BBA-Sports Administration	169	161	196	191	133
BBA-Tourism & Hospitality Management	1				
BS-Applied Mathematics & Data Science	8	3	3	7	15
BS-Biology	92	107	109	82	65
BS-Chemistry	15	15	13	11	8
BS-Computer Science	48	56	61	82	115
BS-Culinary Arts, Tourism, and Hospitality Management		2	11	21	32
BS-Engineering	6				
BS-Fire And Emergency Serv. Mgt.	1				
BS-Health Sciences			73	200	247
BSN-Nursing (RN to BSN)	273	275	264	256	231
BSN-Nursing (Traditional)	86	60	32	20	24
<b>Graduate – Certificate</b>	<b>2</b>		<b>1</b>		
Certificate-Counseling	1				
Certificate-Management Accounting			1		
Certificate-Marketing	1				
<b>Master's Degree</b>	<b>792</b>	<b>1,018</b>	<b>1,176</b>	<b>1,307</b>	<b>1,768</b>
MAC-Accounting	30	29	14	13	23
MA-Criminology	20	27	18	23	29
MA-Ethical Leadership	8	13	19	16	14

MA-Pastoral Ministries	1	1			
MA-Theology		1	4	4	8
MBA-Business Administration	248	283	253	246	280
MDV-Divinity	1	1			
MIB-International Business	7	6	6	6	8
MS-Applied Kinesiology					20
MS-Bioethics	11	5	11	3	
MS-Cell and Molecular Biology	5	13	2		
MS-Counseling Studies	6	2			
MS-Cyber Security & Analytics	5	4	7	11	22
MS-Data Science	13	18	15	10	19
MS-Educational Leadership	114	87	63	93	133
MS-Elementary Education	9	17	18	10	13
MS-Guidance & Counseling	3				
MS-Health and Medical Sciences			2	1	
MS-Healthcare Administration			12	13	
MS-Healthcare Quality, Innovation, and Strategy		6	9		
MS-Instructional Design & Technology	33	46	39	23	22
MS-Marriage/Family Therapy	8				
MS-Medical Science	9	2			
MS-Mental Health Counseling	24	7			
MSN-Accelerated Program					14
MSN-Adult Gerontology Nurse Practitioner					12
MSN-Family Nurse Practitioner	203	236	298	405	597
MSN-Psychiatric-Mental Health Nurse Practitioner		156	308	377	505
MS-Psychology		6	23	17	13
MS-Reading		11	14	11	8
MS-School Counseling	2				
MS-Sports Administration	32	41	41	25	28
<b>Graduate – Certificate (Post Masters)</b>		<b>57</b>	<b>78</b>	<b>43</b>	<b>120</b>
Certificate-Family Nurse Practitioner		5	3	4	23
Certificate-Family Nurse Practitioner (AP)			1	1	7
Certificate-Psychiatric-Mental Health Nurse Practitioner		8	16	15	21
Certificate-Psychiatric-Mental Health Nurse Practitioner (AP)		44	58	23	69
<b>Education Specialist</b>					<b>7</b>
EDS-Administration					7
<b>Doctoral Degree</b>	<b>419</b>	<b>426</b>	<b>413</b>	<b>389</b>	<b>407</b>
DBA (Executive)-Business Administration	17	11	4	1	1
DBA-Business Administration	41	48	50	65	67
DNP-Nursing		3	4	5	17
EDD-Educational Leadership	292	251	206	191	193
PHD-Ethical Leadership	65	111	135	113	104
PHD-Theology and Leadership	4	2	14	14	25



<b>Law – JD Degree</b>	<b>629</b>	<b>735</b>	<b>706</b>	<b>690</b>	<b>818</b>
JD-Law	629	735	706	690	818
<b>Law – Master’s Degree</b>	<b>30</b>	<b>26</b>	<b>30</b>	<b>42</b>	<b>35</b>
LLM-Cybersecurity Law	7	5	3		
LLM-Intercultural Human Rights	23	21	27	40	35
MLS-Cybersecurity Law				2	
<b>Law – Doctoral Degree</b>	<b>21</b>	<b>16</b>	<b>15</b>	<b>11</b>	<b>8</b>
JSD-Intercultural Human Rights	21	16	15	11	8
<b>Law - Other</b>	<b>2</b>	<b>6</b>			<b>3</b>
Other-Special Student	2	6			3
<b>Dual Enrollment</b>	<b>2,041</b>	<b>1,784</b>	<b>2,083</b>	<b>1,974</b>	<b>2,264</b>
Other-Dual Enrollment	2,041	1,784	2,083	1,974	2,264
<b>Continuing Education</b>	<b>61</b>	<b>51</b>	<b>15</b>	<b>25</b>	<b>10</b>
Certificate-Education Workshop	26	27		13	5
Certificate-Spirituality	35	24	15	12	5
<b>Special Student</b>		<b>2</b>	<b>6</b>	<b>4</b>	<b>1</b>
Other-Special Student		2	6	4	1
<b>Total</b>	<b>5,608</b>	<b>5,921</b>	<b>6,427</b>	<b>6,455</b>	<b>7,660</b>

## Program Completions by Academic Year



Degree/Certificate Programs	2018-19	2019-20	2020-21	2021-22	2022-23	2023-24
<b>Undergraduate Degree</b>	<b>213</b>	<b>274</b>	<b>316</b>	<b>342</b>	<b>390</b>	<b>435</b>
BA-Business	4	13	13	8	13	12
BA-Communication & Media Studies	9	3	8	5	9	3
BA-Criminal Justice	14	22	20	29	28	32
BA-Economics	4	4	1			
BA-Elementary Education	9	3	3	4	3	2
BA-English	4	6	7	9	4	1
BA-Ethical Leadership					1	2
BA-Fashion Merchandising						5
BA-Global Studies	1					
BA-History	2					
BA-Liberal Studies	1	4			1	
BA-Natural Science		7	12	8	8	7
BA-Organizational Leadership	18	14	16	15	16	9
BA-Political Science	5	9	4	8	7	9
BA-Psychology	10	10	11	18	19	13
BA-Sports Administration	7	12	14	10	20	19
BA-Theology	3	1	2		2	1
BBA-Accounting	7	8	5	6	4	8
BBA-Finance	10	4	5	6	12	8
BBA-International Business	8	9	6	9	6	13
BBA-Management	12	20	10	24	24	42
BBA-Marketing	3	2				
BBA-Sports Administration	12	13	16	16	15	31
BBA-Tourism & Hospitality Management	2	1	2			
BS-Applied Mathematics & Data Science		1	2			5
BS-Biology	17	15	15	11	11	13
BS-Chemistry	7	1	2	3	1	3
BS-Computer Science	4		7	4	7	11
BS-Fire and Emergency Serv. Mgt.	7	2				
BS-Health Sciences					3	15
BSN-Nursing (RN to BSN)		48	102	132	162	166
BSN-Nursing (Traditional)	33	42	33	17	14	5
<b>Undergraduate – Certificate</b>	<b>7</b>	<b>5</b>	<b>3</b>	<b>2</b>	<b>8</b>	<b>6</b>
Certificate-Criminal Justice	4	3	2	1	8	5
Certificate-Homeland Security/Terrorism	3	2	1	1		1
<b>Graduate – Certificate</b>	<b>7</b>	<b>9</b>	<b>3</b>	<b>2</b>	<b>3</b>	<b>1</b>
Certificate-Counseling	4	4				
Certificate-Finance		1		2		1
Certificate-Global Marketing	2					
Certificate-Human Resources		1	1			
Certificate-International Business		1			1	

Certificate-Management Accounting		1			1	
Certificate-Marketing	1		2		1	
Certificate-Sports Administration		1				
<b>Master's Degree</b>	<b>252</b>	<b>312</b>	<b>334</b>	<b>343</b>	<b>444</b>	<b>517</b>
Executive MA-Communication & Media Studies	2	3				
MAC-Accounting	15	16	10	19	7	8
MA-Communication & Media Studies	4	1				
MA-Criminology	12	15	7	23	13	17
MA-Ethical Leadership			1	5	8	6
MA-Pastoral Ministries	4	6		1		
MA-Theology					1	
MBA-Business Administration	53	108	93	108	108	109
MDV-Divinity	4	2		1		
MIB-International Business	5	2	5	2	2	5
MPS-Executive Management	3				1	
MS-Bioethics	9	6	7	5	8	3
MS-Cell and Molecular Biology	4	1	4	8	3	
MS-Counseling Studies	5	5	5	2		
MS-Cyber Security & Analytics	7	10	2	2	1	2
MS-Data Science	6	14	7	6	10	5
MS-Educational Leadership	56	48	69	45	30	40
MS-Elementary Education	4	2	5	5	10	5
MS-Guidance & Counseling	9	2	4			
MS-Health and Medical Sciences					1	1
MS-Healthcare Administration					2	14
MS-Healthcare Quality, Innovation, and Strategy					8	
MS-Instructional Design & Technology	2	16	12	27	25	13
MS-Management	14	2			1	
MS-Marriage/Family Therapy	4	2	8			
MS-Medical Science		8	8	2		
MS-Mental Health Counseling	4	3	14	7		
MSN-Family Nurse Practitioner	2	23	56	53	111	150
MSN-Psychiatric-Mental Health Nurse Practitioner				5	55	108
MS-Psychology					7	9
MS-Reading	5			2	9	8
MS-School Counseling			1			
MS-Special Education	3					
MS-Sports Administration	16	17	16	15	23	14
<b>Graduate – Certificate (Post Masters)</b>				<b>4</b>	<b>37</b>	<b>25</b>
Certificate-Family Nurse Practitioner					2	3
Certificate-Family Nurse Practitioner (AP)						2
Certificate-Psychiatric-Mental Health Nurse Practitioner				1	4	7
Certificate-Psychiatric-Mental Health Nurse Practitioner (AP)				3	31	13

<b>Doctoral Degree</b>	<b>50</b>	<b>62</b>	<b>49</b>	<b>42</b>	<b>58</b>	<b>72</b>
DBA (Executive)-Business Administration			5	6	1	
DBA-Business Administration	1	3	3	1	5	5
DNP-Nursing						3
EDD-Educational Leadership	47	47	38	31	40	47
PHD-Ethical Leadership			1	4	12	17
PHD-Theology and Leadership	2	12	2			
<b>Law – JD Degree</b>	<b>176</b>	<b>161</b>	<b>161</b>	<b>195</b>	<b>221</b>	<b>249</b>
JD-Law	176	161	161	195	221	249
<b>Law - Certificate</b>	<b>66</b>	<b>60</b>	<b>64</b>	<b>77</b>	<b>101</b>	<b>106</b>
Certificate-Admiralty & Maritime Law	1	5	7	2	5	5
Certificate-Business Law	15	12	7	13	18	29
Certificate-Criminal Litigation	5	3	4	6	5	1
Certificate-Elder Law	3	6	3	3	7	7
Certificate-Environmental Sustainability		2	3			
Certificate-Immigration Practice	9	1	2	7	11	4
Certificate-Intellectual Property	14	8	16	23	19	20
Certificate-Intercultural Human Rights	4	2	6	2	14	9
Certificate-Real Estate	2	5	6	11	11	14
Certificate-Tax	13	16	10	10	11	17
<b>Law – Master’s Degree</b>	<b>11</b>	<b>11</b>	<b>21</b>	<b>15</b>	<b>23</b>	<b>21</b>
LLM-Cybersecurity Law			2	2		1
LLM-Intercultural Human Rights	11	11	19	13	20	19
MLS-Cybersecurity Law					3	1
<b>Law – Doctoral Degree</b>	<b>1</b>	<b>2</b>	<b>4</b>	<b>1</b>	<b>3</b>	<b>2</b>
JSD-Intercultural Human Rights	1	2	4	1	3	2
<b>Total</b>	<b>783</b>	<b>896</b>	<b>955</b>	<b>1,023</b>	<b>1,288</b>	<b>1,434</b>