



## St. Thomas University 2025 Student Achievement Report

Interpretation of The Southern Association of Colleges and Schools Commission on Colleges Core Requirement 8.1 (Student achievement) reads: The institution identifies, evaluates, and publishes goals and outcomes for student achievement appropriate to the institution's mission, the nature of the students it serves, and the kinds of programs offered. The institution uses multiple measures to document student success.

The disclosure below is intended to satisfy SACSCOC policy requirements in between routine compliance certifications.

### Retention Rates

The University monitors first-year undergraduate retention rates as a measure of the success of its undergraduate program. The table below shows the most recent four years of retention rates, as reported to IPEDS for first-time, full-time degree-seeking undergraduates.

#### Minimum Threshold: 62%

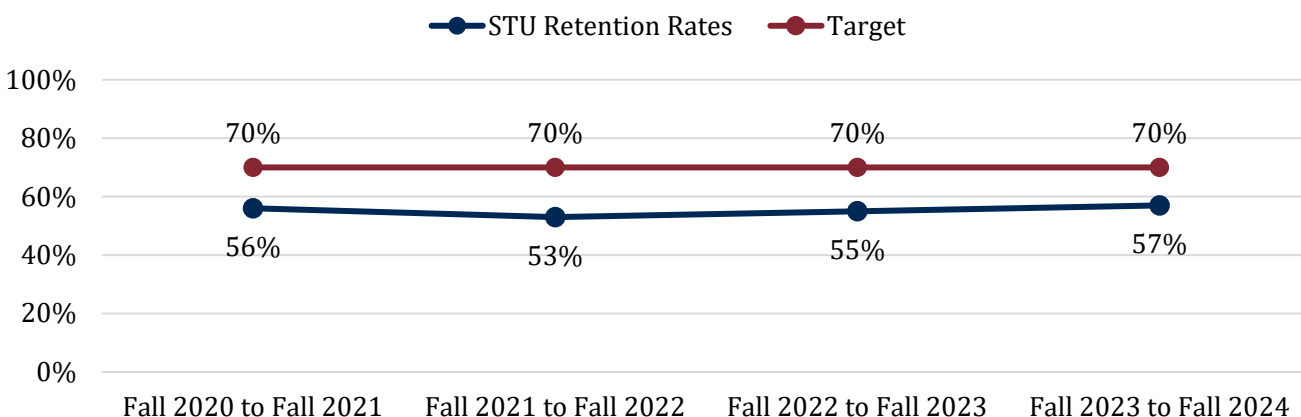
The Median for all 4-year non-profit postsecondary institutions in the Southeast United States for Fall 2022 according to IPEDS is 70%, the 25<sup>th</sup> percentile is 62%, and the 75<sup>th</sup> percentile is 79%. Since 50% of institutions fall between 62-79% retention rate, we have selected the 25<sup>th</sup> percentile as our minimum threshold of acceptance.

#### Target: 70%

The target retention rate for St. Thomas University is 70%, which is the median retention rate for all 4-year non-profit postsecondary institutions in the Southeast United States for Fall 2022 according to IPEDS. This goal is appropriate considering St. Thomas Universities' location and institution type.

#### Current Status: 57%

Figure 1: STU Retention Rates vs. Target



Source: STU Office of Institutional Research & Effectiveness

Updated: May, 2025

Page 1

## National Student Clearinghouse Degree Total Completion Rate

St. Thomas University utilizes the National Student Clearinghouse's (Clearinghouse) six-year degree Total Completion Rate because it most accurately reflects the academic progression of the students it serves, which includes students who may transfer after initially enrolling at STU. Among the 2015 and 2017 Fall cohorts of first-time STU students, between 25-31% of students transferred and earned a degree at another institution. Therefore, many undergraduate students utilize STU as an initial point of postsecondary education before transferring. This metric is appropriate to the mission of the university and the students we serve.

### Minimum Threshold: 65%

Unlike other metrics where we can look at setting a minimum threshold based on standard deviations over time or performance of peers, the Clearinghouse data does not allow for that. For that reason, we have decided to use performance for the 2016 cohort as the minimum threshold of acceptance with the goal of increasing and reaching our target.

### Target: 71%

The target total completion rate for St. Thomas University is 71%, which is the total completion rate for students starting at non-profit institutions in the state of Florida for the 2016 cohort. This goal is appropriate considering nearly 90% of STU students are from Florida. More specifically, within this total completion rate for Florida non-profit institutions, 57% of students graduated from the initial institution and 15% graduated from another institution.

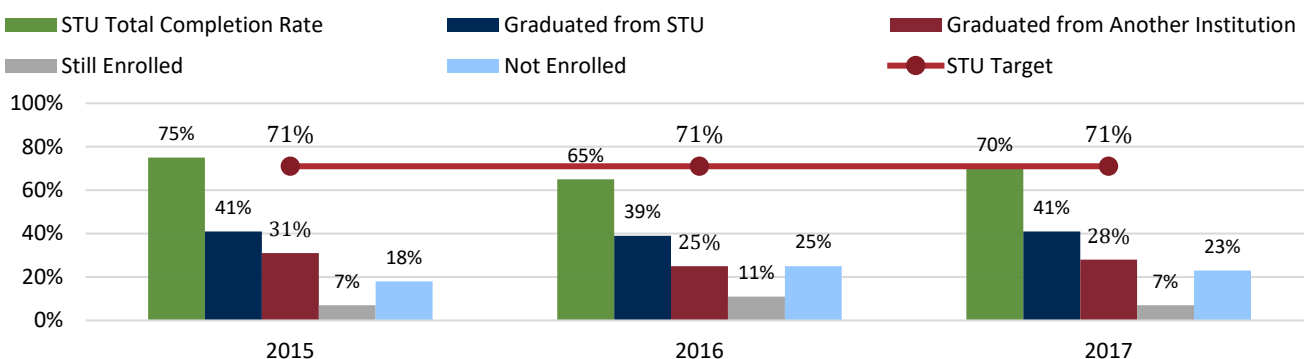
### Current Status: 70%

Overall, the Fall 2017 six-year total completion rate for St. Thomas University was 70% (compared to 75% for the Fall 2015 cohort and 65% for the Fall 2016 cohort). Of the students included in the Fall 2017 cohort, 41% completed at St. Thomas University and 28% completed at another postsecondary institution.

### Summary:

In the last year, STU's total completion rate was 1 percentage point below the Florida rate for non-profit institutions (70% compared to 71% for the Fall 2017 cohort). As STU continues to focus on increasing undergraduate student success programs this percentage will increase.

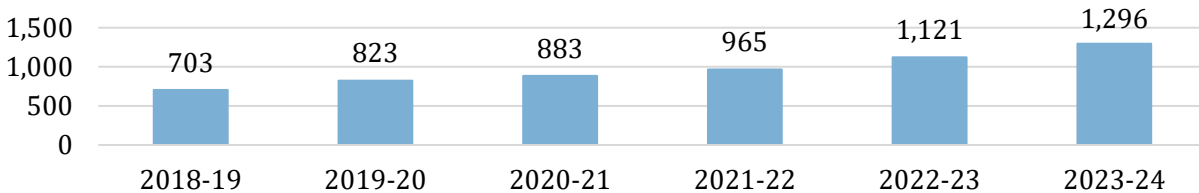
**Figure 2: STU Total Completion Rates vs. Target**



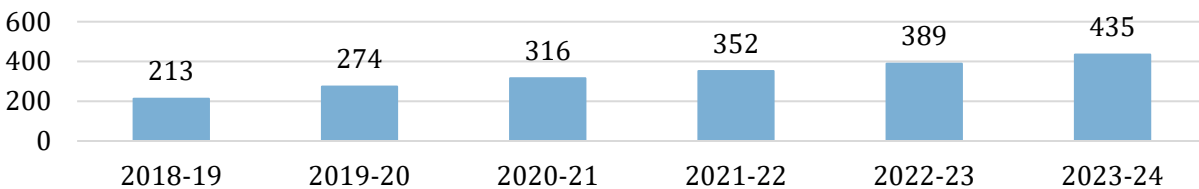
## Degree Completions

St. Thomas University closely tracks degree completions at all degree levels. The total number of degrees awarded per program demonstrates a commitment to student achievement, as reflected in the University goals to support undergraduate and graduate/professional education. The table below shows the most recent year of completions, as reported to IPEDS.

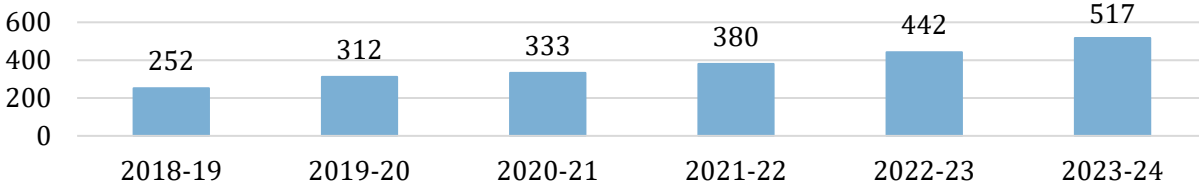
**Figure 3: Total Degree Completions**



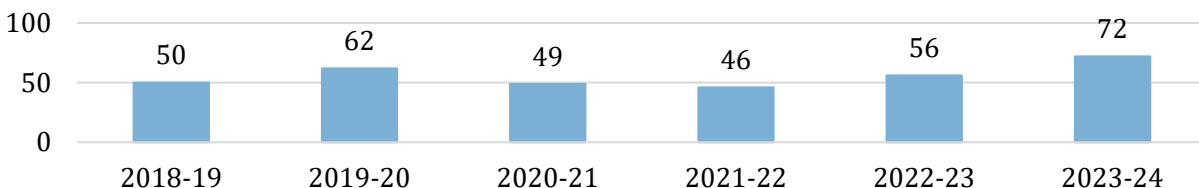
**Figure 4: Bachelor's Degrees**



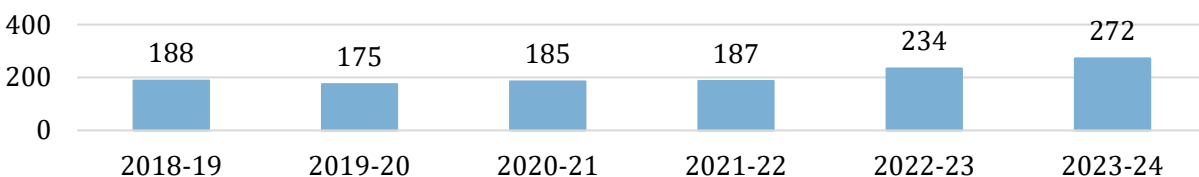
**Figure 5: Master's Degrees**



**Figure 6: Doctoral Degrees**



**Figure 7: Law Degrees (Masters and Doctoral)**



## NLCLEX Passage – First-time Candidates

St. Thomas University closely tracks degree completions at all degree levels. The total number of degrees awarded per program demonstrates a commitment to student achievement, as reflected in the University goals to support undergraduate and graduate/professional education. The table below shows the most recent year of completions, as reported to IPEDS.

The NCLEX metric was selected since the nursing program is an important program to the university. The university serves over 1,600 nursing students within the undergraduate and graduate programs. It aligns with our mission of *"St. Thomas is a Catholic university with rich cultural and international diversity committed to the academic and professional success of its students who become ethical leaders in our global community."* Our emphasis on ethics is a key factor with nurses serving as caregivers working in the community and throughout the globe.

Minimum Threshold: 80%

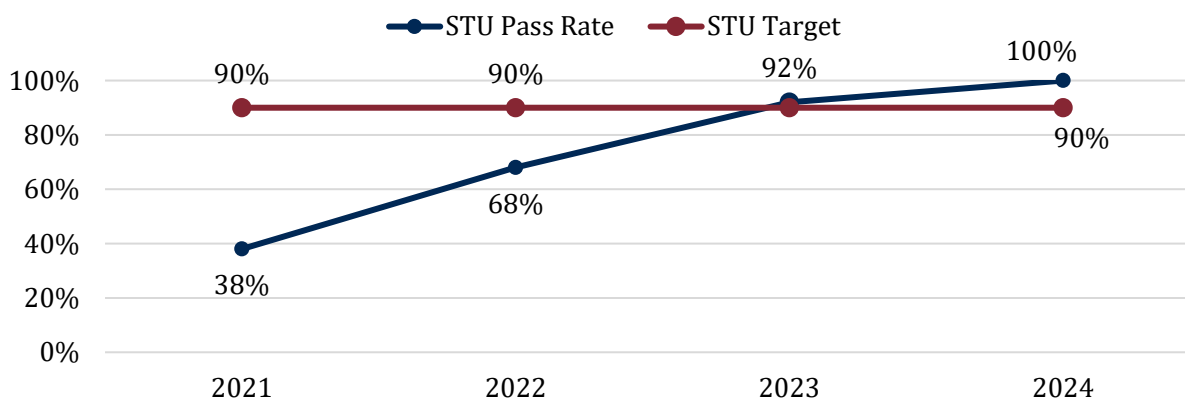
Target: 90%

The target NCLEX passage rates for St. Thomas University is 90%, which is well above the standard for accreditation from the Commission on Collegiate Nursing.

Current Status: 100%

Over the past four years, STU has made tremendous progress in NCLEX passage rates rising from 38% in 2021 to 100% in 2024.

**Figure 8: STU NCLEX Passage Rates vs. Target**



## Bar Passage – American Bar Association Two-Year Ultimate Bar Passage

The bar passage rate was selected because the college of law is an important program to the university serving over 700 students each year. The mission of the college of law is in part:

*“St. Thomas University College of Law trains and graduates lawyers capable of applying legal principles to address and solve problems of an increasingly complex and changing society. The rigorous academic program of the College Law emphasizes lifelong learning and scholarship in a personalized, caring environment under Catholic auspices with a diverse student body and faculty...”*

### Minimum and Target: 75%

The target Bar Passage rates for St. Thomas University is at least 75%, within two years of graduate, which is the standard for accreditation by the American Bar Association (ABA). Standard 316 of the *Standards and Rules of Procedure for Approval of Law Schools* states “at least 75 percent of a law school’s graduates in a calendar year who sat for a bar examination must have passed a bar examination administered within two years of their date of graduation.” Therefore, when comparing STU’s results to the goal, STU has been above the threshold for four consecutive years.

### Current Status: 88%

STU continues to maintain a two-year ultimate bar passage rate that is above the target and standards of the ABA.

**Figure 9: STU Bar Passage Rates vs. Target**

